


Sample collection
in RNAlater



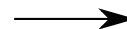
Homogenization by vortexing



Fecal Suspension (FS)



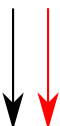
Histodenz centrifugation and
detached cells recovery



Ring fraction (R)



Fluorescent *in situ* hybridization



Pyronin-Y staining



Sorting 1



**High Cy5
fraction (HC)**

**Low Cy5
fraction (LC)**

Not considered
events

Sorting 2



**Pyronin-Y stained
cells fraction (PA)**

Not considered
events